



Pupil's Newsletter


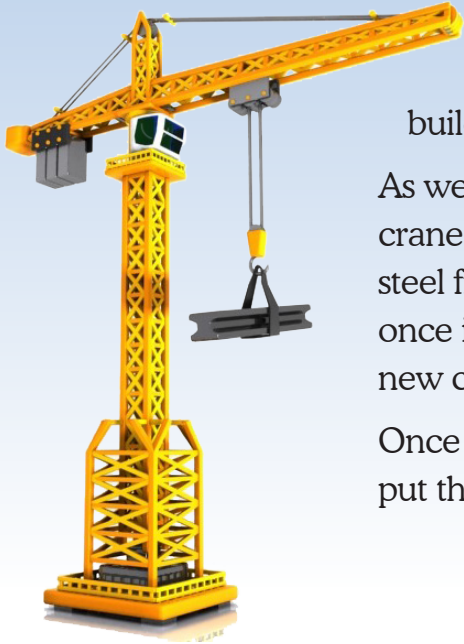
It's been a couple of months since the builders arrived at your school and in that time you will have seen some big changes. We have set up our site and cordoned off our work area to keep you safe.

We've dug some very deep holes, using a big digger, and filled them with concrete, these are the foundations for the new building.

Foundations are like big concrete feet under the ground that the new building will stand on to make sure that it is secure and can't fall over.

As well as the diggers on site there has also been a crane on site. The crane is used for lifting heavy materials into place, like the pieces of the steel frame. The steel frame is like the skeleton of the building and once it's in place you'll be able to see the size and shape of your new classrooms.


Once the steel frame is finished we will build the walls and put the new floor in.



Hi kids, I'm Safe Sam. I'm here to remind you of how to be safe around construction sites. Why not colour me in?

The new building

The new building will have six new classrooms and we are also going to be refurbishing the kitchen and hall. As well as this there will be some new outside teaching areas and you'll have a new playground.



Join the numbers to complete the picture, then colour it in!

Can you work out someone's name from the anagram below?

msafeas



School assembly

Paul Hartill, Stephen Dale and Safe Sam came into the school a few weeks ago to talk about the new building and staying safe. It was really nice to meet everyone and hopefully we will see you all again soon when we come in to update you on our progress.

